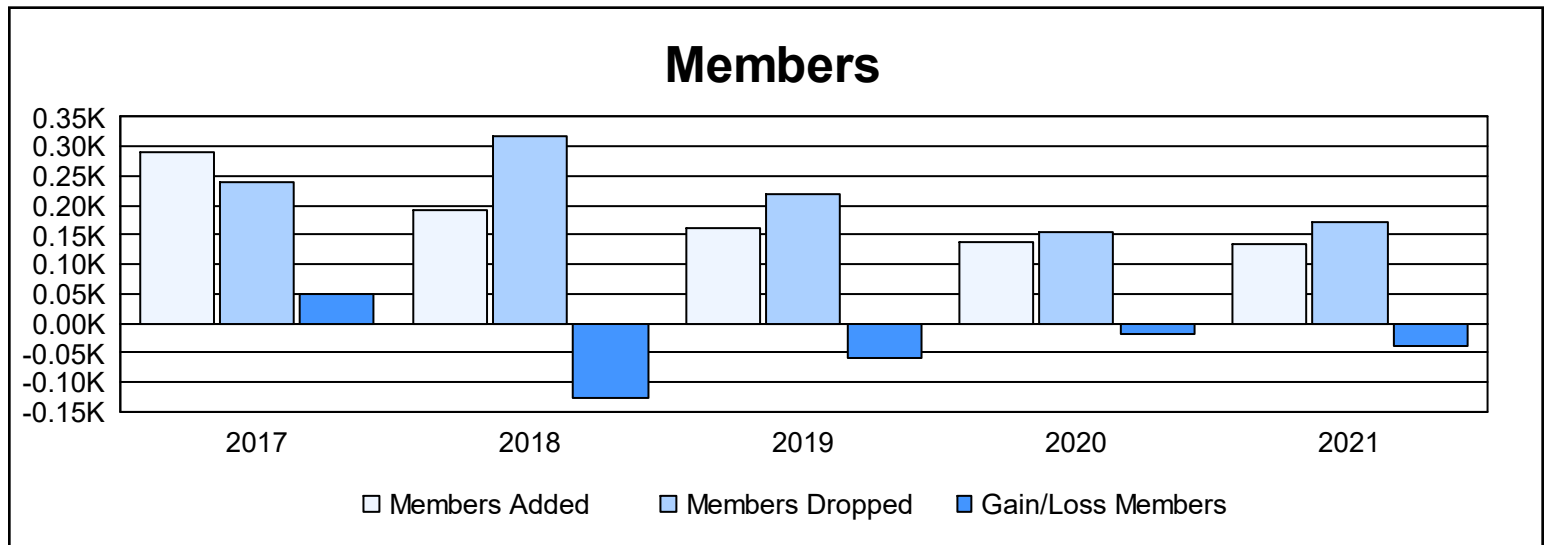
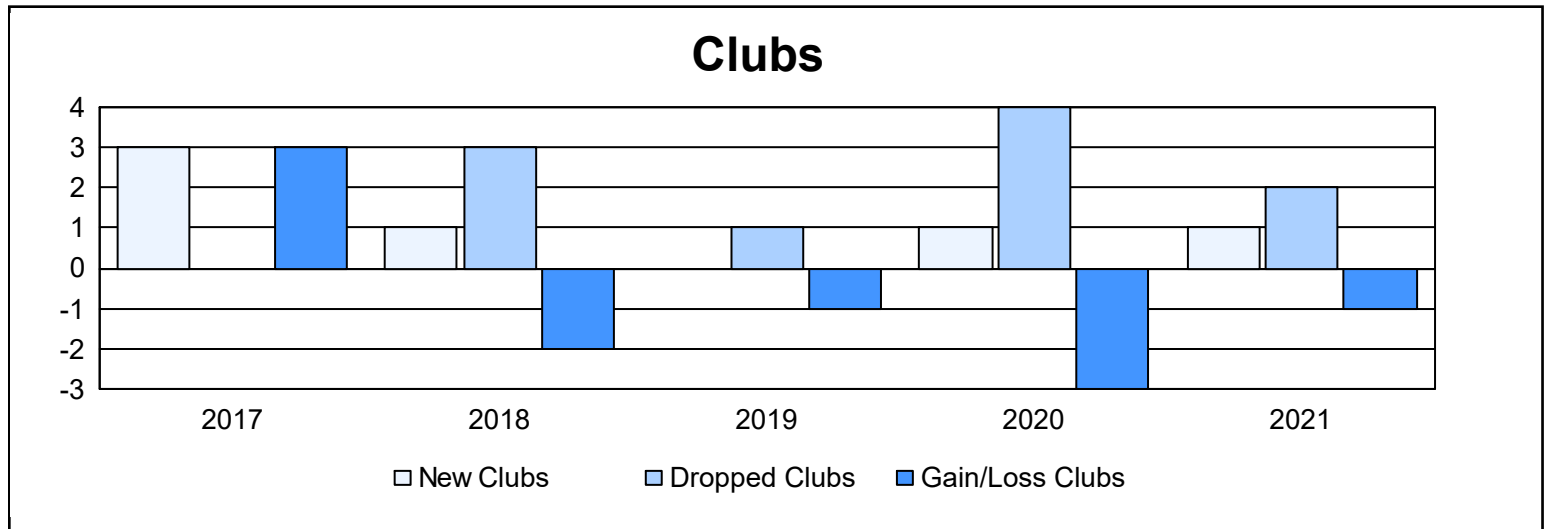
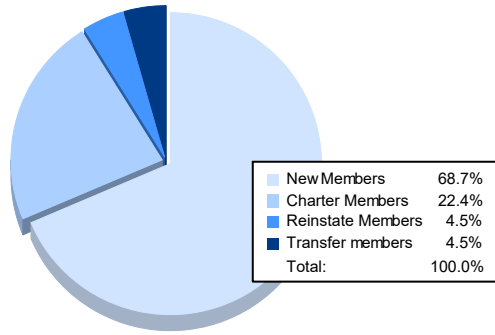


| Year           | New Clubs | Dropped Clubs | Gain/ Loss Clubs | New Members | Charter Members | Reinstate Members | Transfer Members | Total Member Added | Total Members Dropped | Gain/ Loss Members |
|----------------|-----------|---------------|------------------|-------------|-----------------|-------------------|------------------|--------------------|-----------------------|--------------------|
| 2016-2017      | 3         | 0             | 3                | 189         | 77              | 8                 | 16               | 290                | 241                   | 49                 |
| 2017-2018      | 1         | 3             | -2               | 138         | 25              | 9                 | 20               | 192                | 319                   | -127               |
| 2018-2019      | 0         | 1             | -1               | 110         | 17              | 23                | 10               | 160                | 220                   | -60                |
| 2019-2020      | 1         | 4             | -3               | 91          | 27              | 7                 | 13               | 138                | 155                   | -17                |
| 2020-2021      | 1         | 2             | -1               | 92          | 30              | 6                 | 6                | 134                | 171                   | -37                |
| <b>Average</b> | <b>1</b>  | <b>2</b>      | <b>-1</b>        | <b>124</b>  | <b>35</b>       | <b>11</b>         | <b>13</b>        | <b>183</b>         | <b>221</b>            | <b>-38</b>         |



### Membership Composition June 2021 Cumulative



### Gender Composition June 2021 Cumulative

